



WELLWORTH

TOTAL MATERIAL HANDLING SOLUTIONS

Established in 1993, Wellworth Wire Ropes, holds specialization in manufacturing of Steel Wire Ropes & Slings. We provide customized engineering solutions for customer's needs of Material Handling.



IS 2365
IS:2266



ISO
9001:2008



...ropes that reign.

STEEL WIRE ROPES & SLINGS

- ❑ General Engineering Wire Ropes
- ❑ Elevators/Lifts Wire Ropes
- ❑ Non Rotating/Crane/Hoists Ropes
- ❑ Guy/Support Steel Wire Ropes
- ❑ Drilling/Mining/Haulage Wire Ropes
- ❑ Shipping & Aviation Wire Ropes
- ❑ Bridges & Suspension Ropes
- ❑ PVC/Nylon Coated Wire Ropes
- ❑ Stainless Steel Ropes - AISI 304, 316

4045, First Floor, Ajmeri Gate, Delhi - 110006

Phone: +91-11-23212500, 23212012 Fax: +91-11-23214446 Mobile: +91-9350816212

Email: info@wellworth.co.in Website: www.wellworthwireropes.com





CHAIN SLING

Chain Slings are preferred for use in the most rugged conditions, where other slings would not survive. Steel mills and foundries are typical users of chain slings. Chain Slings are made from high strength alloy steel made specifically for the lifting industry. They have numerous configurations and End Fittings, which can be connected with a Mechanical Link.

We export Chain Slings, which are made using quality chains. We manufacture the same in strict accordance with INTER PLANT STANDARDS which is the approved standard in the Steel Producing and heavy lifting industry. It basically regulates strictly that no welding is used while connecting different accessories to form the complete chain sling assembly.

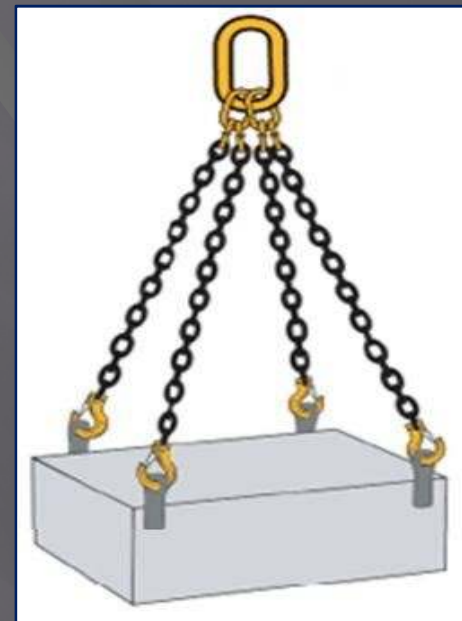
FEATURES OF WELLWORTH CHAIN SLING:

- ◆ Flexible
- ◆ Durable
- ◆ Ductile easy to inspect
- ◆ Collapsible for convenient storage



LIFTING REACH - EFFECTIVE WORKING LENGTH :

The reach of a chain sling is the distance between bearing points of the upper and lower terminal fittings. Shortening clutches may be fitted to a sling, making the reach adjustable, hence increasing the versatility of the sling.





CHOOSE YOUR SLING

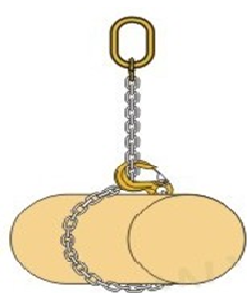
- Single Leg
- Multi Leg
- Round / Endless

Please Provide :

- ♦ Capacity – Load to be lifted
- ♦ Height – Lifting height
- ♦ Attachment / End fitting – If any as below:
 - Rings : Oblong Ring, O Ring, Ring with Sub Rings etc.
 - Hooks : Eye Hook, Clevis Hook, Swivel Hook, Snap Hook etc.
 - Others : D Shackle, Bow Shackle, Connecting Links etc.

DIA.	CAPACITY	
	Single-Leg	Multi-Leg
7 MM	1.5 TON	3.1 TON
8 MM	2.0 TON	4.2 TON
10 MM	3.1 TON	6.7 TON
13 MM	5.3 TON	11.2 TON
16 MM	8.0 TON	17.0 TON
20 MM	12.5 TON	26.5 TON
22 MM	15.0 TON	31.5 TON
26 MM	21.2 TON	45.0 TON
32 MM	31.5 TON	67.0 TON

SLING ARRANGEMENTS & TYPES OF CHAIN SLINGS



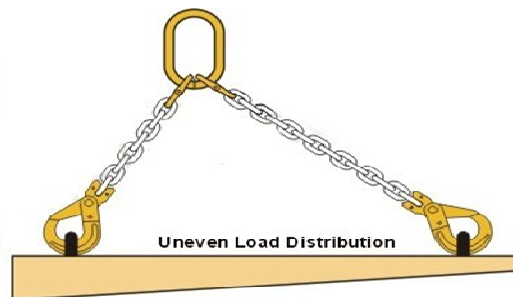
Choker



Basket




Round



Uneven Load Distribution



Single-Leg



Multi-Leg



Adjustable

Wellworth Wire Ropes Pvt. Ltd. Reserves right to change or modify dimensions or composition for betterment of its products.



LINK CHAINS

Chains form an integral part of the material handling family. 'Wellworth' is regarded as a professional source for all types of Chain Pulley Blocks. This includes:

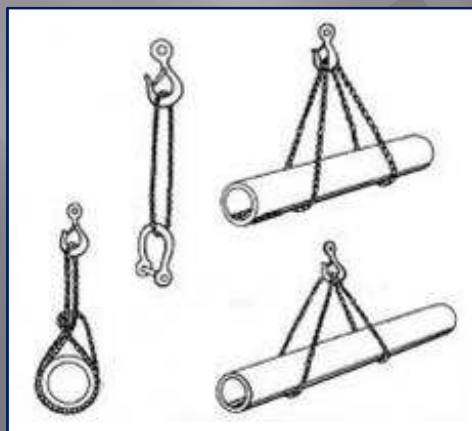
These are made in a variety of metals like Stainless Steel, Alloy & Mild Steel, Copper, Aluminium, Brass and even Nylon based plastic compounds. Chain is divided into types depending on shape of the link
Short link (KL) Chain.



LINK CHAINS

- Medium length link (HL) Chain.
- Long link (LL, HLC) Chain.

These chains are also made in different strength grades. Chain of Grade 80 is the most common in lifting equipment. The sole exception is chain used in very hot environments, where a chain of Grade 30 is required to prevent the heat treatment from being affected. Only Short link chain is used for lifting operations in chain blocks & hoists.



APPLICATIONS

- Part of Chain blocks – Lifting/Load Chain & Operating Chain.
- Decorative chain & partition Chain.
- Lifting Chain & Engineering Chain.
- Tie Down Chain / Lashing Chain.



ROLLER CHAINS

These form an integral part of automobiles and are mainly used for various engineering applications. We market the brand 'DIAMOND' extensively and also offer custom made chains & attachments in various metals.

APPLICATIONS

- Roller type Driving Chain 'DIAMOND'
- Chain for Sprockets / Drive chain for machinery.
- Chain for Conveyors

FEATURES:

- Ductility.
- Toughness.
- Durable.
- Wear resistant.



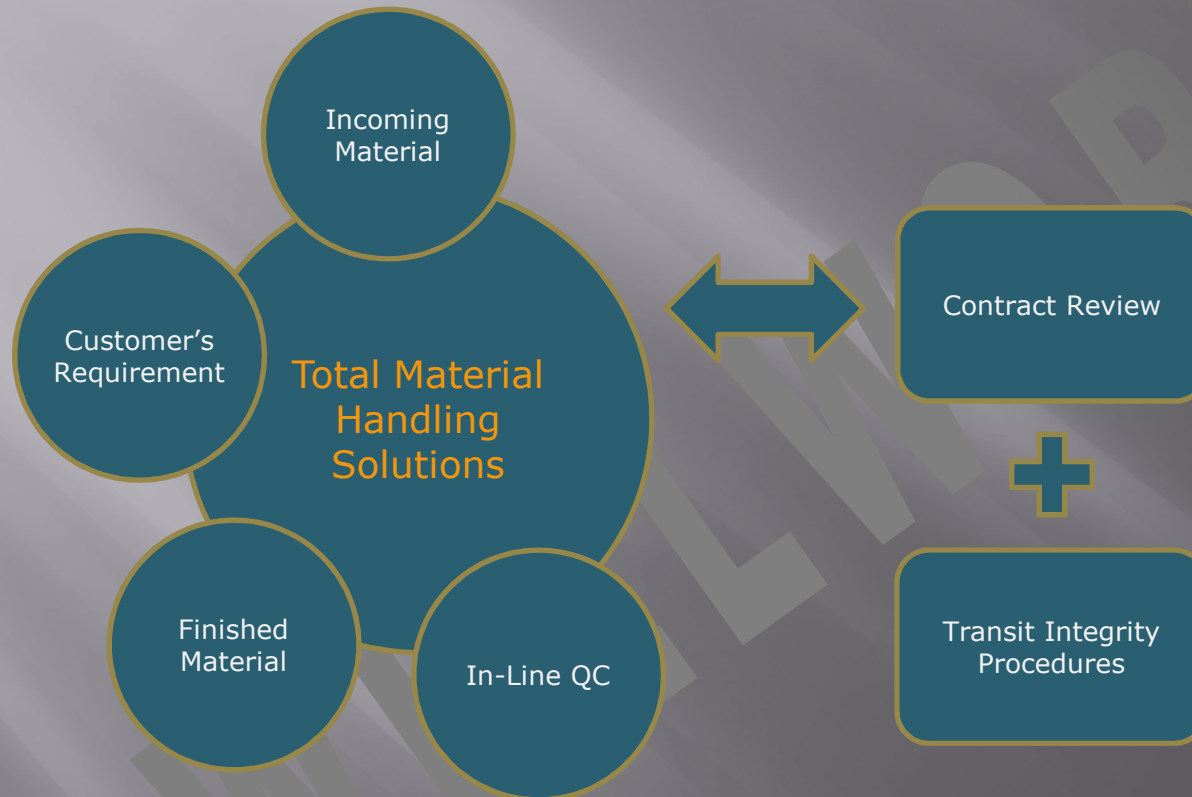
CHAIN & SLINGS RELATED HARDWARE



Wellworth Wire Ropes Pvt. Ltd. Reserves right to change or modify dimensions or composition for betterment of its products.



QUALITY ASSURANCE PROCEDURE



IS COMPLIANCE

We strictly adhere to the IS codes which are adapted from BS codes and are internationally acceptable & all our Products are supplied with Manufacturer's Test Certificate .



Wellworth Wire Ropes Pvt. Ltd. Reserves right to change or modify dimensions or composition for betterment of its products.

Phone: +91-11-23212012/2500,

Mobile: +91-9350816212

Email: info@wellworth.co.in